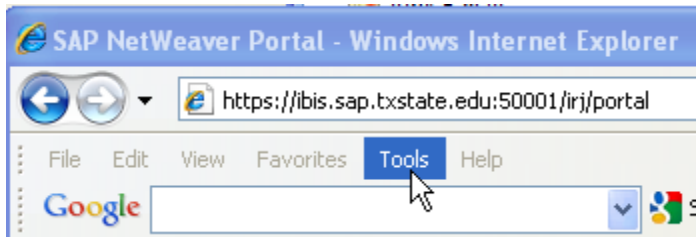
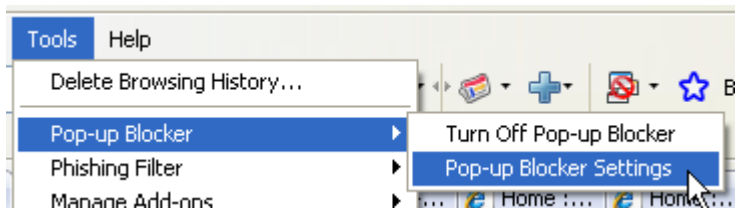


# Internet Explorer (IE) Popup Blocker Settings (Windows PC)

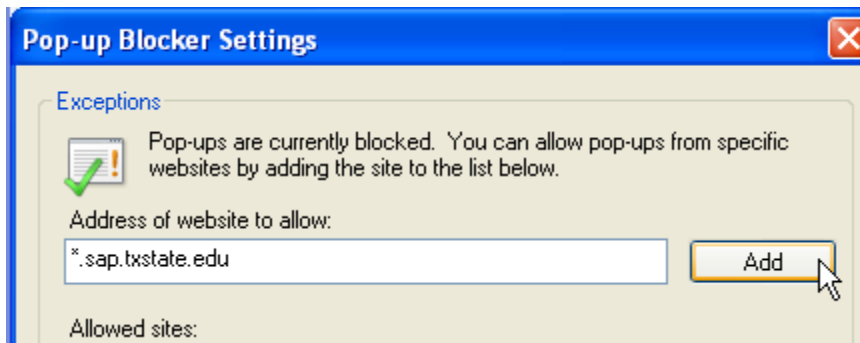
1. **Open IE and click on *Tools*.**



2. **Hover on *Pop-up Blocker* and click on *Pop-up Blocker Settings*.**



3. **In the *Address of website to allow* box, type in the following URL and then click on the *Add* button.**



4. **Then click on *Close* at the bottom of the dialog box.**

