
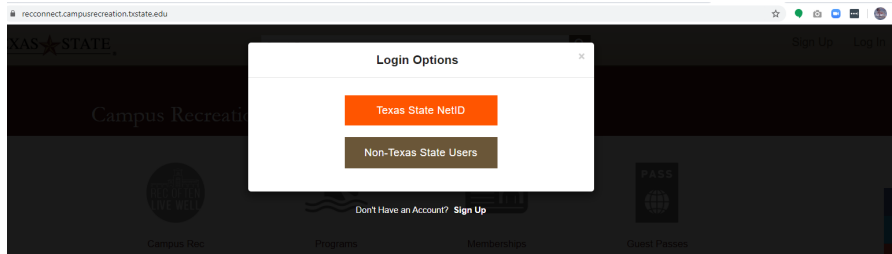


To cancel your reservation:

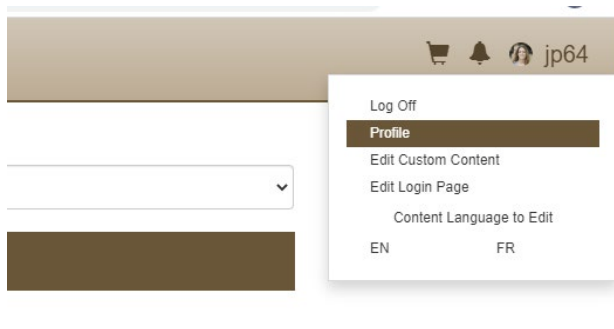
- Go to <https://reconnect.campusrecreation.txstate.edu/>.
- Click on "Log in" which will be on upper right side of screen



- Select "Texas State Net ID (creating a separate account will only cause you to be unable to reserve)"



- Once you are logged in, click on your net ID that is on the upper right of screen and then profile



- Click on "Programs" then select the reservation you need to cancel and hit cancel!

