


Go to <https://reconnect.campusrecreation.txstate.edu>, click on "Sign in" and then "Create a new account".

Texas State Campus Recreation Not Signed In | Sign In | Shop Cart



Home Memberships Register Guest Passes Facilities Intramurals Equipment Contact

REGISTER

Search Programs

Currently Viewing: [Browse Categories](#)


PROGRAM CATEGORIES

- All Programs
- Aquatics and Safety
- Fitness
- Outdoor Center
- Rockwall

Program	Category	List Price*
<input type="checkbox"/> 02/10 Free Mountain Biking- PurgatoryCreek		\$0.00
<input type="checkbox"/> 02/18 Free Paddling Demo Day		\$0.00
<input type="checkbox"/> 02/19 Backpack Lost Maples		\$60.00
<input type="checkbox"/> 02/28 Rockclimb Reimer's Ranch		\$5.00
<input type="checkbox"/> 03/04 Camp and Explore Colorado Bend SP		\$60.00
<input type="checkbox"/> 03/04 Canoe the Buffalo River		\$200.00

Select "TEXAS STATE USERS" and use your Texas State username and password to log in.

Texas State Campus Recreation Not Signed In | Sign In | Shop Cart



Home Memberships Register Guest Passes Facilities Intramurals Equipment Contact

SIGN IN

[Don't Have an Account? Create a New Account](#)

Sign In Help

Forgot your username?
Click [here](#) to retrieve your username.

Forgot your password?
Click [here](#) to reset your password.

Still having trouble?
If you are encountering other problems, please [contact us](#).

Log in Info

- **Non-Texas State University Users**
User your Campus Recreation Created Account to Login.
- **Use of computer and network facilities owned or operated by Texas State University requires prior authorization. Unauthorized access is prohibited. Usage may be subject to security testing and monitoring, and affords no privacy guarantees or expectations except as otherwise provided by applicable privacy laws. Abuse is subject to criminal prosecution. Use of these facilities implies agreement to comply with the policies of Texas State University.**

It should take you to "MY ACCOUNT". This will have your information (will include all Campus Recreation info such as memberships, locker rentals, registrations, etc.). Click on "ADD A DEPENDENT".

MY ACCOUNT

Note: If your contact information is out of date, please contact us to have this changed. [Hide]

Boko Bobcat

Photo



Personal Information

ID Number
Gender
Date of Birth

Addresses

, San Marcos, Texas

Phone Numbers

() [Main]

Email Addresses

@txstate.edu [Personal]

Dependents

First Name	Last Name	Date of Birth	Gender
Boka	Bobcat		Female
Boko Jr	Bobcat		Male

[ADD A DEPENDENT](#)

Additional Information

Program Registrations

Customer	Program	Offering	Semester	Date Registered	Status	Print
	Basic Water Rescue	June 4th 2016	Spring 2016	1/13/2016 4:05:31 PM	Registered	

Memberships

Membership Type	Start Date	Expiry Date	Status	Renew
			Expires in 295 Days	Not Renewable
			Expires in 1660 Days	Not Renewable

Lockers

Agreement Number	Facility	Section	Row	Locker Number	Locker Type	Start Date	End Date
------------------	----------	---------	-----	---------------	-------------	------------	----------

Fill out the requested information and click save.

New Dependent

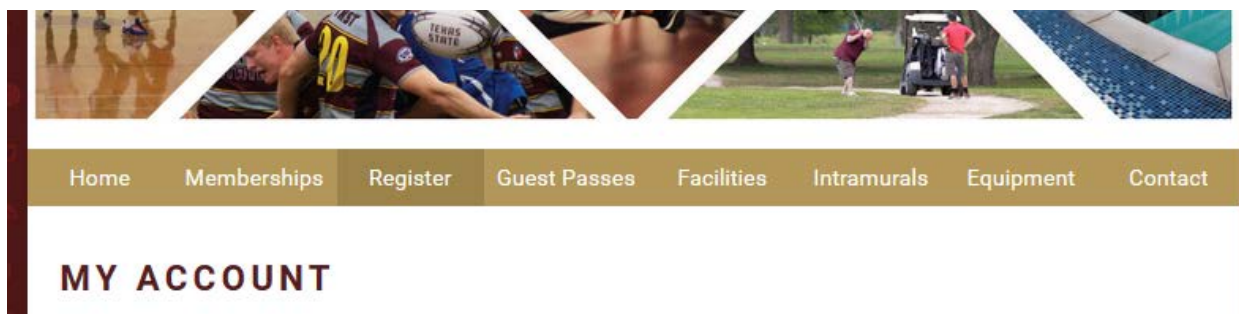
Name **First** **Last**

Date of Birth **Month** **Day** **Year**

Gender Female Male

Address

After adding all of the dependents you wish to sign up, please then click on "Register".



All programs Campus Recreation offer may be listed at this point. Make sure you have are viewing the correct semester (spring, fall and summer). You may also click on "Aquatics and Safety" and then "Swim Lessons" to view only the swim lessons. Select the class you wish to register for, be sure to read all of the information about it, and then click register. It will take you through the proper process and take payment.

The screenshot shows the "REGISTER" page. At the top is a navigation menu with "Home", "Memberships", "Register", "Guest Passes", "Facilities", "Intramurals", "Equipment", and "Contact". Below the menu is a search bar labeled "Search Programs" with a "SEARCH" button. Underneath, it says "Currently Viewing: Spring 2016" with a dropdown arrow and a "CLICK TO CHANGE" link. To the right is a "Browse Categories" link. On the left side, there is a "PROGRAM CATEGORIES" list with "All Programs" selected. A red arrow points to the "Spring 2016" dropdown, and another red arrow points to the "All Programs" category. The main content area is titled "All Programs" and contains a table with columns for "Program", "Category", and "List Price*".

Program	Category	List Price*
<input type="checkbox"/> 02/10 Free Mountain Biking- PurgatoryCreek		\$0.00
<input type="checkbox"/> 02/18 Free Paddling Demo Day		\$0.00
<input type="checkbox"/> 02/19 Backpack Lost Maples		\$60.00
<input type="checkbox"/> 02/28 Rockclimb Reimer's Ranch		\$5.00
<input type="checkbox"/> 03/04 Camp and Explore Colorado Bend SP		\$60.00
<input type="checkbox"/> 03/04 Canoe the Buffalo River		\$200.00
<input type="checkbox"/> 03/22 Free Paddling Demo Day		\$0.00
<input type="checkbox"/> 03/24 Free Mountain Biking- Spring Lake		\$0.00