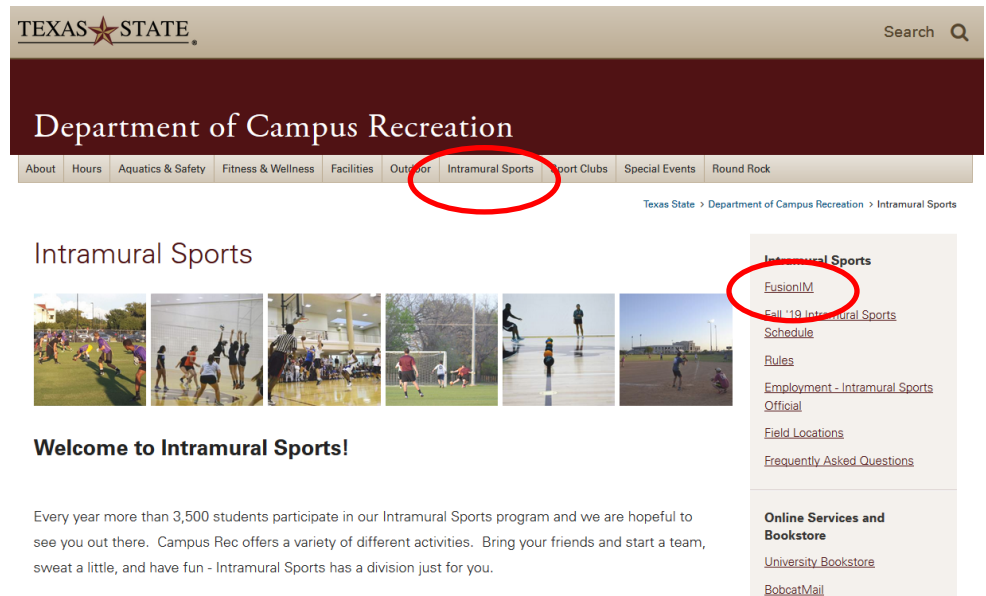




If you have questions about Fusion IM, your team or any other Intramural Sports question, you can email intramurals@txstate.edu. This address is the best way to contact the IM Sports office, as this inbox is checked daily. We will respond as quickly and efficiently as possible.

Q: How to Log in to Fusion IM

1. Visit campusrecreation.txstate.edu
2. To access Fusion IM:
 - a. Hover cursor over "Intramural Sports" on the banner
 - i. Select "Fusion IM" from drop-down menu
 - ii. Go to "Intramural Sports" home page and select "FusionIM" from the selection of links on the right side of page



TEXAS  STATE

Search 

Department of Campus Recreation

About Hours Aquatics & Safety Fitness & Wellness Facilities Outdoor **Intramural Sports** Sport Clubs Special Events Round Rock

Texas State > Department of Campus Recreation > Intramural Sports

Intramural Sports

Intramural Sports

- FusionIM**
- Fall '19 Intramural Sports Schedule
- Rules
- Employment - Intramural Sports Official
- Field Locations
- Frequently Asked Questions

Online Services and Bookstore

- University Bookstore
- BobcatMail

Welcome to Intramural Sports!

Every year more than 3,500 students participate in our Intramural Sports program and we are hopeful to see you out there. Campus Rec offers a variety of different activities. Bring your friends and start a team, sweat a little, and have fun - Intramural Sports has a division just for you.

3. **After clicking "Fusion IM", you will be re-directed to the Campus Recreation portal to log-in. Click "Log In" located at the top, right-hand corner of the screen.**
 - a. **Log into the system using your Texas State Net ID & password**

Q: My Log-in isn't working. Can you fix it?

A: Unfortunately, IM Sports cannot fix your log-in information. Fusion IM uses your Texas State Net ID & password to log-in to system. If you're having trouble with your log-in, check to see if you're recently updated your password. If this does not fix your problem, please contact IT Assistance Center (ITAC).

Q: My team name was changed. Why did this happen?

A: Your team name might have been changed because of IM Sports deemed the name inappropriate. In this case, the team captain will be notified first, if no response, team name will be changed. If there are questions, please contact IM Sports at intramurals@txstate.edu.

Q: I can't delete my team, can you help me?

A: If you've made a team on the waitlist, moved your team into a division, or just can't play anymore, contact intramurals@txstate.edu and we can fix this for you.

Q: How do I find the playoff bracket?

A: Once playoff brackets are scheduled, you will be notified by message via Fusion IM informing teams playoff brackets are posted. To view brackets follow steps below:

- 1. Log into Fusion IM**
- 2. Click "Rankings" under Fusion IM tab**
- 3. Once in "Rankings", use the filters to find your sport, league, and division.**
- 4. The bracket will appear once you have applied the appropriate filters.**

Q: How can I view who is on my team?

A: You can view your roster under the "My Teams" page after you've logged into Fusion IM. There will be 3 tabs: "My Teams", "My Invites", and "My Requests". To view your team roster, click the team name highlighted in red and view the roster and pending roster tabs. Here you can view who has confirmed your request and those who have not confirmed your request.

Q: My friend invited me to their team but I can't accept the invitation, what do I do?

A: First, check your email and spam folders. When a team request is sent via email, it could be in either of these places. If you find the email, click the included link to confirm your request OR log into Fusion IM, click "My Teams" and "My Invites". Under this tab, all of your team invitations are stored and you can accept these invites from this screen as well. If you cannot find this email, please let IM Sports know via intramurals@txstate.edu and we will assist you.