

TEXAS  STATE
UNIVERSITY [®]

The rising STAR of Texas

**INTERNATIONAL STUDENT
STATISTICAL REPORT**

Fall 2015

Prepared by the International Office

*The statistics used in this report was collected from Texas State University's Banner data,
which may conflict with other university data.

Table of Contents

1 Introduction..... 3
 Why Study at Texas State University? 3
 1.1 Who is an International Student? 4
 1.2 Your Second Home - Texas State University 4
 1.2.1 Location 5
 1.2.2 History..... 5
 1.2.3 Colleges..... 5
 1.2.4 Campus 5
 1.3 About International Office – Texas State 6
 2 Fall 2014 Summary 7
 2.1 International Student Statistics 2002-2015 8
 2.2 Top Ten Countries by Number of International Students..... 9
 2.3 Student Statistics at Texas State University..... 10
 2.3.1 Statistics by Nationality – Fall 2015 11
 2.4 Student Statistics Based on Academic College/TSIE..... 13
 2.5 Top 5 Majors for Graduate International Students in Fall 2015..... 14
 2.5.1 Top 5 Majors for Undergraduate International Students in Fall 2015..... 15
 2.6 International Students Statistics from Fall 2002 through Fall 2015 15
 2.7 International Students Statistics Based on Academic Classification - Fall 2015 17
 2.8 International Students Gender Breakdown – Fall 2015 18
 2.9 International Student enrolled in Intensive English only: 2002 – 2015..... 19

1 Introduction

Why Study at Texas State University?

Texas State University is an International-student friendly institution. Education USA, which is a program of the U.S. Department of State Bureau of Educational and Cultural Affairs, has defined international-friendly institutions as institutions that “recognize that in an increasingly interdependent world there is educational value in having international students on the campus”.

Texas State recognizes the value international students bring to our institution and it is committed to providing international students with an enriching education experience. The professional staff at the International Office maintains membership in appropriate international educational organizations and associations to be actively engaged in the many regulatory, educational, and cultural issues related to international students. Texas State also provides special programs for international students to assist them in achieving a successful transition into our University. Some of these programs include an international student orientation, a welcome social for new international students, monthly International Minds events and options for additional English instruction for non-native speakers.

Overall Texas State is a friendly campus that has a lot to offer international students: prestigious programs, beautiful parks and campus, artistic, cultural, political and athletic events, and a convenient location in close proximity to two of the most eclectic cities in Texas, Austin and San Antonio.

Here are some measures of excellence you will find here at Texas State

- Named U.S. News America’s Best Colleges 2009
- The Princeton Review named Texas State an America's Best Value College for 2006-2007.
- Texas State business and mass communication students won their second National title at the American Advertising (AAF) 2005 National Student Advertising Competition (NSAC). Since 1990, the Texas State team has placed within the top four places eight times.
- Denise Smart, Dean of the McCoy College of Business Administration was named the most student-centered dean in a panel of Fortune 500 executives.
- The Mitte Laureate Scholarship is the largest four-year undergraduate scholarship offered by a public institution in the state of Texas.
- Texas State produces more teachers than any other college or university in Texas.
- The Criminal Justice Department is nationally recognized for its training program in hostage negotiation.
- Texas State is the only central Texas public university that offers a Bachelor's degree in Radiation Therapy.
- The Mitte Art-Technology-Physics building opened in the fall of 2003 and contains one of the first MicroFab Lab facilities in a U.S. academic institution.
- The Sound Technology Recording Program of the School of Music is the only four-year program in Texas and is also housed in a commercial recording studio.

1.1 Who is an International Student?

An international student is a student who enrolls in a U.S. academic program and whose status is non-immigrant. Common non-immigrant statuses are A-1, A-2, B1, B-2, E-1, E-2, F-1, F-2, H-1, H-4, J-1, J-2, L-1, L-2, M-1, R-1 R-2 and TN. F-1 is the most common status used by international students. A student who has applied for or received permanent residency, refugee status or asylum in the U.S. is not considered to be an international student by the U.S. Citizenship & Immigration Services (USCIS).

1.2 Your Second Home - Texas State University

Texas State's original mission was to prepare Texas public school teachers, especially those of the south central area. It became renowned for carrying out this mission, but today it does far more. Texas State currently offers programs in the College of Applied Arts, McCoy College of Business Administration, College of Education, College of Fine Arts and Communication, College of Health Professions, College of Liberal Arts, College of Science, and University College. The University College also oversees the undergraduate general education core curriculum and undergraduate advising as well as the freshman year experience. The Graduate College provides opportunities for continued intellectual growth through advanced and specialized education that develops leaders in the professions and in research. As the university's student population has grown — from 303 in 1903 to 36,790 in 2014 — our San Marcos campus also has expanded. Today it consists of a 486-acre main campus and 5,038 additional acres in recreational, instructional, farm and ranch land. Overlooking the campus and serving as a landmark since 1903 is Old Main, a red-gabled Victorian building restored to its original grandeur.

Texas State's more than 36,000 students choose from 97 bachelor's, 88 master's and 12 doctoral degree programs offered by the following colleges: Applied Arts, McCoy College of Business Administration, Education, Fine Arts and Communication, Health Professions, Liberal Arts, Science and Engineering, University College and The Graduate College. As an Emerging Research University, Texas State offers opportunities for discovery and innovation to faculty and students.

Texas State students come from around the globe, and our student body is diverse. Forty-two percent of Texas State students are ethnic minorities. Hispanic Outlook magazine ranks Texas State 18th in the nation in Hispanic undergraduate enrollment and 23rd in the nation for total degrees awarded to Hispanic students. See the University Factbook for more information on our student body.

The Texas State University Round Rock Campus is located north of Austin. Students there can take upper-level courses leading to bachelor's degrees and complete master's degree and certificate programs. Students who complete their degree requirements at the Round Rock Campus earn their degrees from Texas State University.

1.2.1 Location

Texas State's main campus is in San Marcos, a growing community of 54,000 people about halfway between Austin and San Antonio. Located on the edge of the Texas Hill Country, where black land prairies roll into beautiful hills, Texas State enjoys a setting that is unique among Texas universities.



The beauty of the crystal-clear San Marcos River and the stately cypress and pecan trees on the campus adds to the charm of the university's picturesque setting. Our location on the banks of the San Marcos River provides recreational activities for students throughout the year.

1.2.2 History

Authorized by the Texas Legislature in 1899, Southwest Texas State Normal School opened its doors in 1903. Over the years, the Legislature broadened the institution's scope and changed its name, in succession, to Normal College, Teachers College, College, and in 1969, University. Each name change reflects the university's growth from a small teacher preparation institution to a major multipurpose university. In 2003, the Legislature renamed the school Texas State University-San Marcos. In 2013 the designation of "San Marcos" was dropped and the school is now simply called: Texas State University.

1.2.3 Colleges

The University offers programs in College of Applied Arts, McCoy College of Business Administration, College of Education, College of Fine Arts & Communication, College of Health Professions, College of Liberal Arts, and College of Science. In 1986 the University College was created to assure a broad general education for all students, regardless of major. In 1935 the Board of Regents authorized the formation of The Graduate College.

1.2.4 Campus

As the university's student population has grown - from 303 in 1903 to 36,790 in 2014 — our San Marcos campus also has expanded. Today it consists of a 486-acre main campus and 5,038 additional acres in recreational, instructional, farm and ranch land. Overlooking the campus and serving as a landmark since 1903 is Old Main, a red-gabled Victorian building restored to its original grandeur. In 1979, after adding a number of classroom buildings and residence halls, the university purchased the former San Marcos Baptist Academy adjacent to the original campus. In 1994 Texas State Purchased the 90-acre Aquarena Springs theme park, now known as The Meadows Center for Water and the Environment on the Texas State campus, you can see the second-largest springs in Texas through the floor of a glass-bottom boat or glass-bottom kayak. These springs feed the San Marcos River and are home to eight endangered species, including the Texas blind salamander. Our campus is one of the best places in the world to study aquatic ecosystems and species. Campus facilities encourage a feeling that Texas State is a special place.

1.3 About International Office – Texas State

Assist the university in developing and maintaining an internationally diverse student body, faculty, and staff by:

→ Supporting international students and scholars by serving as their advocates and contributing to their retention by providing services and information that facilitate their acculturation and academic success. The office staff also serves as immigration advisers and assists the university in maintaining compliance with federal immigration regulations by acting as liaisons with the Department of Homeland Security.

→ Contributing to the research and teaching mission of the university by assisting Texas State administrators, faculty and staff with immigration policy and procedures for hosting international Exchange Visitors, and obtaining employment authorization for distinguished international faculty and staff.

→ Promoting global awareness and internationalization at the university by facilitating international agreements and by sponsoring International Education Week each November.

Introduction Written by:

Robert M. Seese, Ed. D.
Former Director, International Office
Texas State University

Report compiled by

Julie Rodriguez
Coordinator, International Office
Texas State University

Sihame Riany
Graduate Research Assistant,
International Office
Texas State University

2 Fall 2015 Summary

A total of 570 students from abroad, representing 75 countries, claim Texas State University as their home this fall semester.

From the total number of 37,979 enrolled students, 1.50% comprised by the International Student body.

International undergraduate students comprise 0.53% of the total undergraduate body, 177 from 33,480 total undergraduate students.

International graduate and professional students comprise 8.09% of the total graduate body, 364 from 4,499 total graduate students.

School Information: Texas State University -San Marcos		
Student Body: Coed	Calendar: Semester	Highest Offering: Post-doctoral research

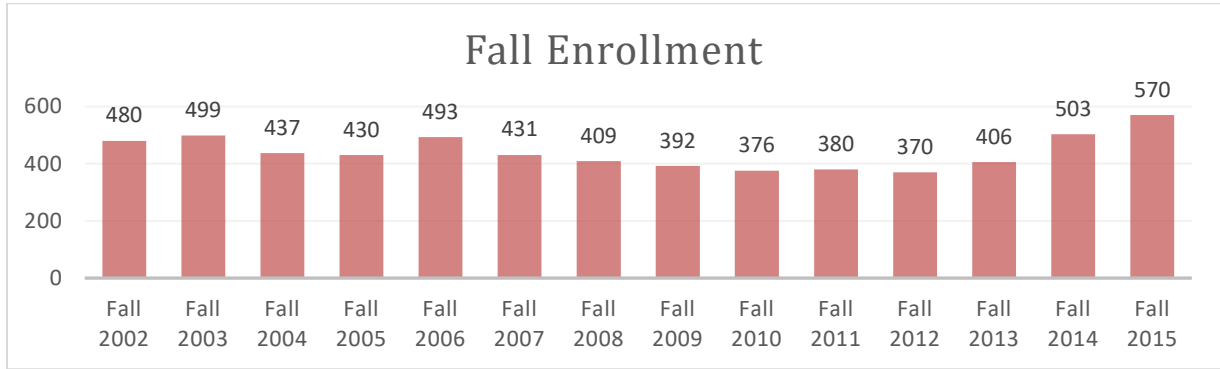
International Student Statistics: Fall 2015			
Undergraduates: 177	Graduates: 364	Other: 29*	Total: 570** OPT: 117

*Others include Intensive English students.

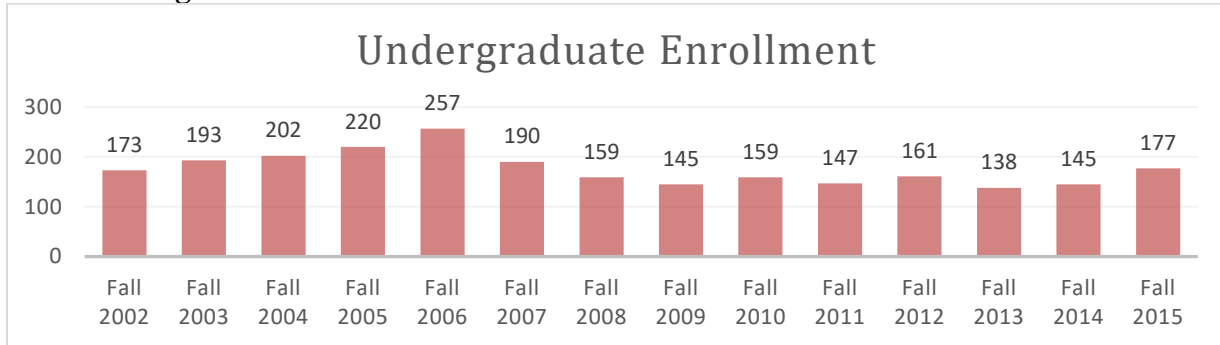
** Total number of students excludes number of OPT students.

2.1 International Student Statistics 2002-2014

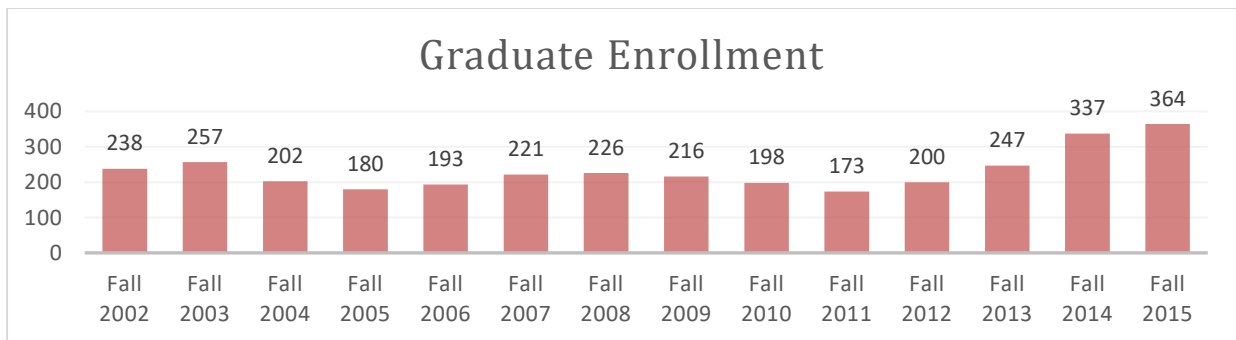
Total International Statistics



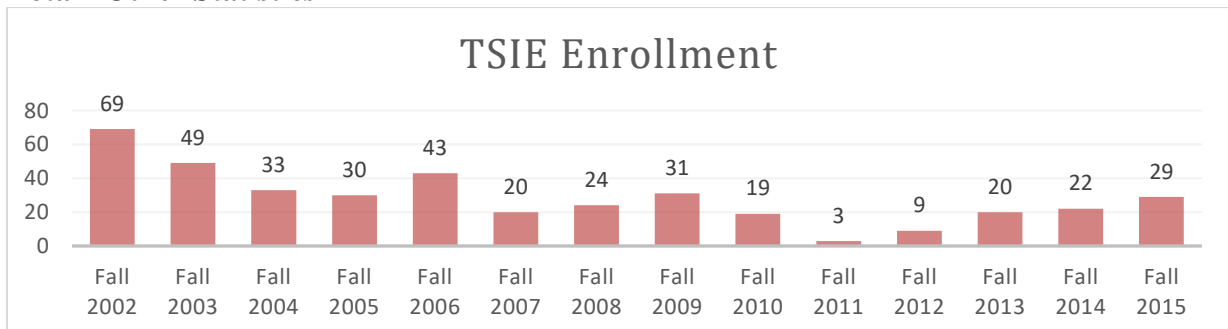
Total Undergraduate Statistics



Total Graduate Statistics

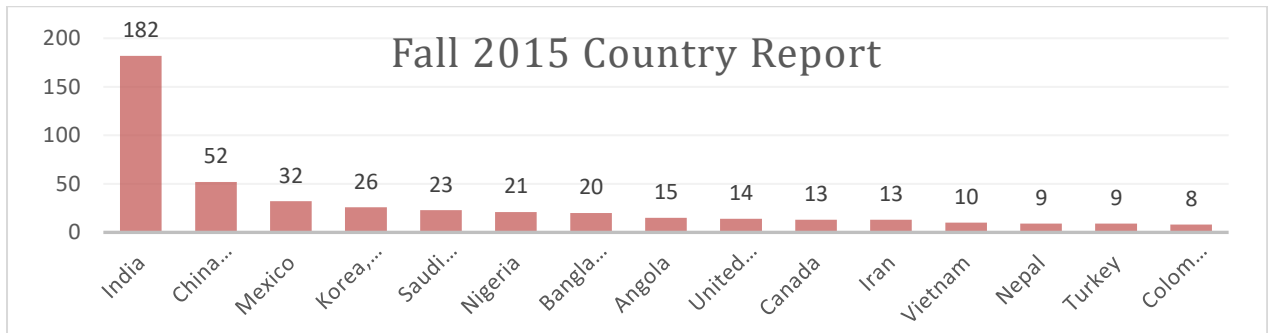


Total *Other Statistics

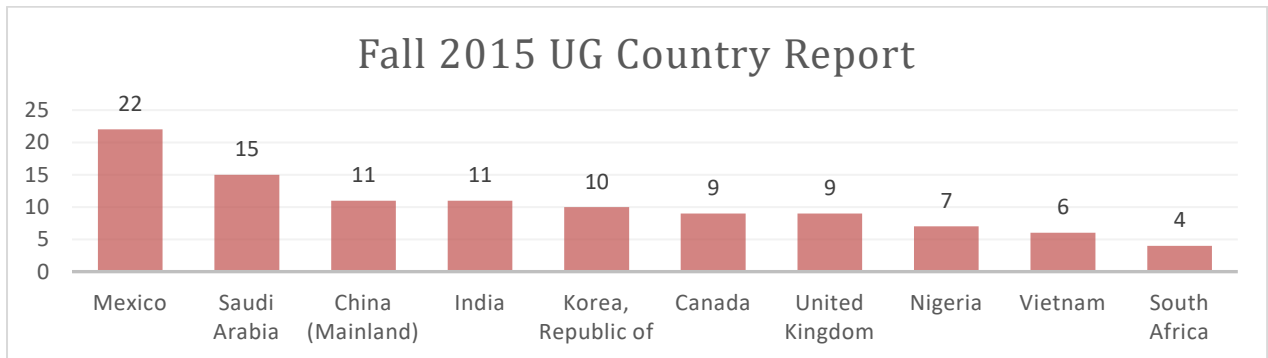


*Others include intensive English students.

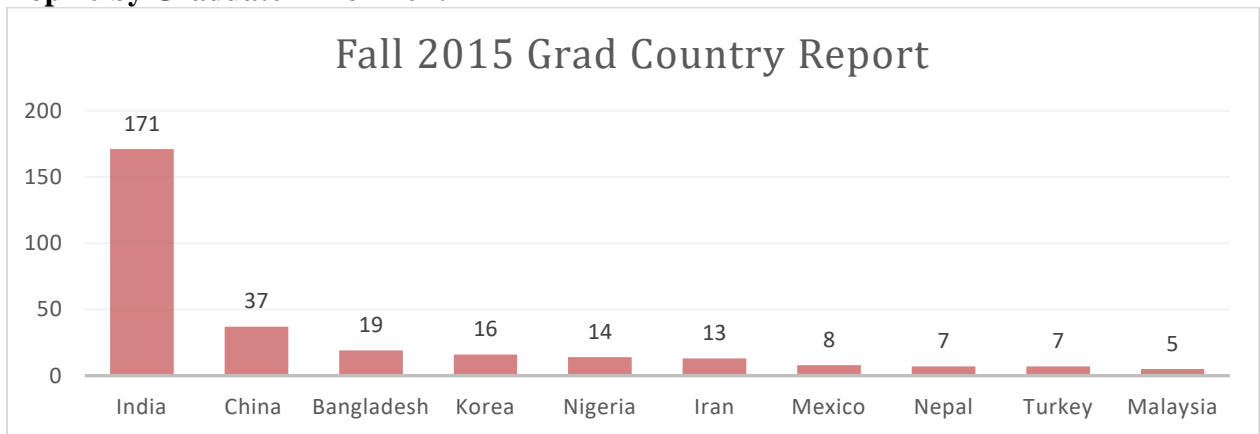
2.2 Top Fifteen Countries by Number of International Students



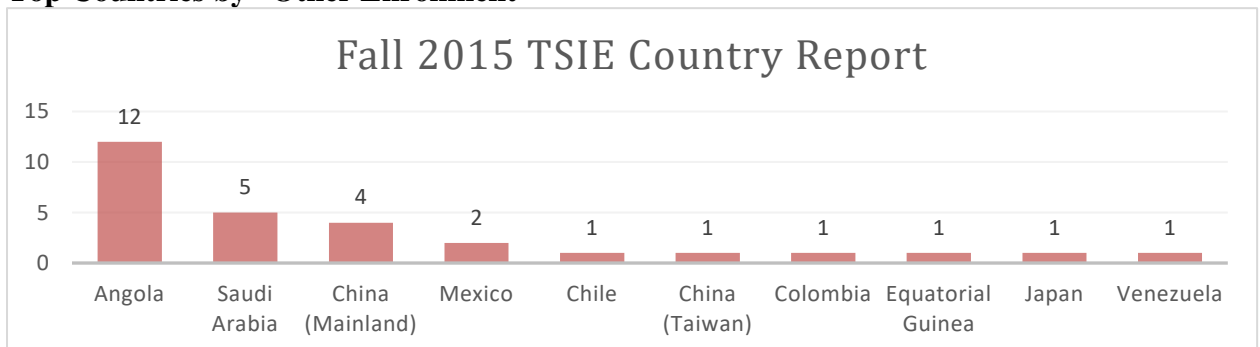
Top 10 by Undergraduate Enrollment



Top 10 by Graduate Enrollment

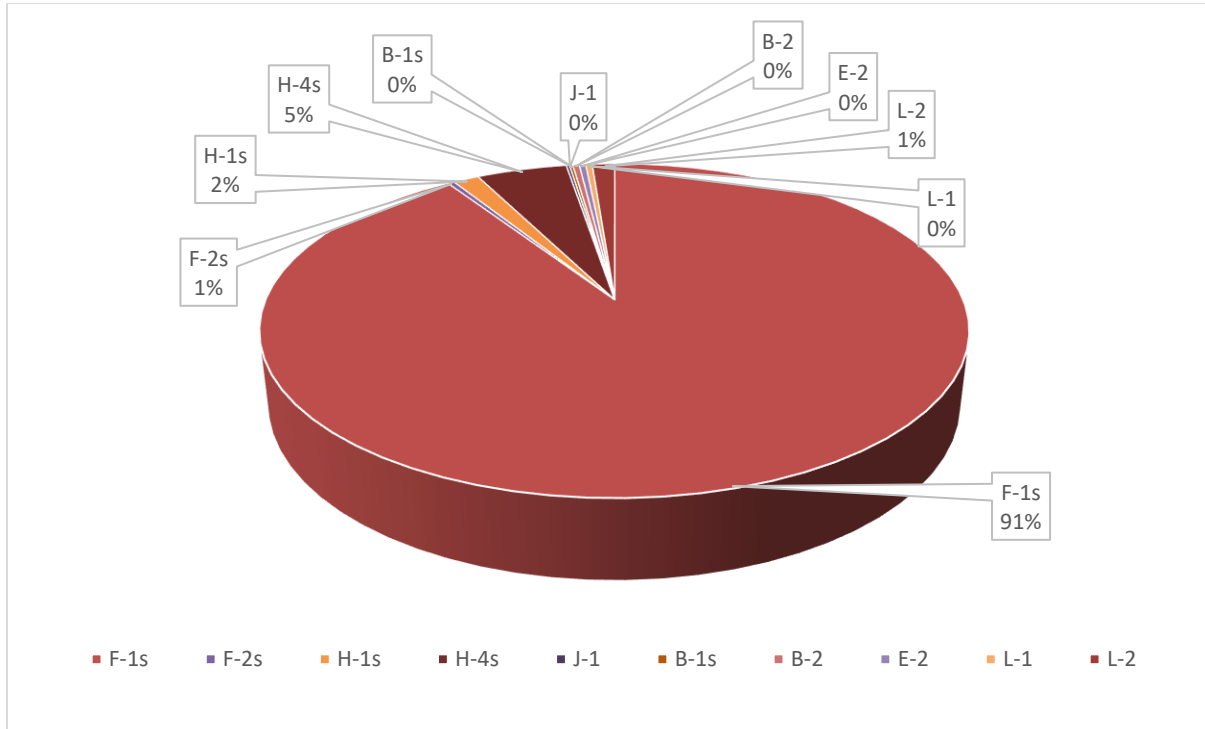


Top Countries by *Other Enrollment



*Others include intensive English students.

2.3 Student Visa Statistics at Texas State University – San Marcos



International Students	U.S. Citizens*	Texas State Student Total*
570	37409	37979
F Visa	517	
**Other Visa	53	

**Other visas include B1, B2, E2, F2, H1, H4, J1, L1, L2.

*Source data from The Office of Institutional Research’s Student Enrollment Data.
<http://www.ir.txstate.edu/ir-self-service/txstate-data.html>

	U.S.Citizens/Permanent Residents	International	Total
Undergraduates	33303	177	33480
Graduates	4135	364	4499

2.3.1 Statistics by Nationality – Fall 2015

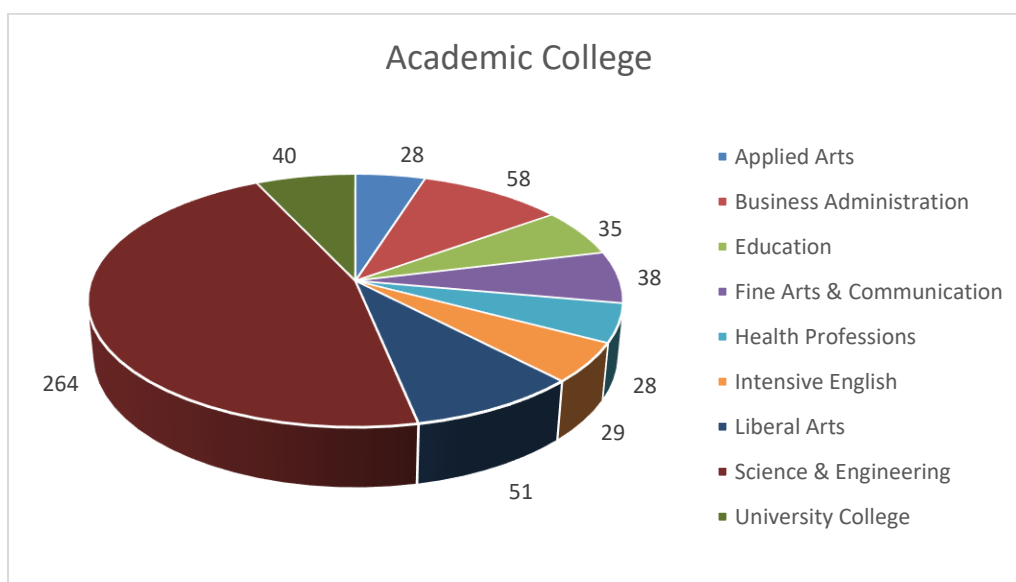
#	Country	Total	NC	UG	GP	GR	DR
1	Angola	15	12	3			
2	Argentina	1		1			
3	Australia	2		2			
4	Austria	1		1			
5	Bangladesh	20		1		10	9
6	Belize	1		1			
7	Bhutan	1				1	
8	Bosnia-Herzegovina	1					1
9	Brazil	4		2		2	
10	Cameroon	1					1
11	Canada	13		9		4	
12	Chile	2	1	1			
13	China (Mainland)	52	4	11		24	13
14	China (Taiwan)	5	1		1	3	
15	Colombia	8	1	3		2	2
16	Costa Rica	1				1	
17	Ecuador	3		2		1	
18	Egypt	1				1	
19	El Salvador	1				1	
20	Equatorial Guinea	1	1				
21	Ethiopia	1		1			
22	France	5		3		1	1
23	Gabon	1		1			
24	Germany	3		2		1	
25	Ghana	4		3			1
26	Greece	1					1
27	Honduras	4		3		1	
28	Hungary	1		1			
29	India	182		11	1	160	10
30	Indonesia	4		2		2	
31	Iran	13				8	5
32	Iraq	1				1	
33	Italy	3		1		1	1
34	Jamaica	2				2	
35	Japan	5	1	2		2	
36	Jordan	2		2			
37	Kazakhstan	1		1			
38	Kenya	2		1		1	
39	Korea, Republic of	26		10		12	4
40	Kuwait	4		2		2	

41	Lithuania	1				1	
42	Malaysia	7		2		5	
43	Mexico	32	2	22		6	2
44	Morocco	2		1		1	
45	Nepal	9		2	1	5	1
46	Netherlands	1		1			
47	Nicaragua	1				1	
48	Nigeria	21		7		12	2
49	Norway	1		1			
50	Pakistan	3		3			
51	Peru	3		2		1	
52	Philippines	3		2		1	
53	Romania	2		2			
54	Russia	2		2			
55	Saint Lucia	1				1	
56	Saudi Arabia	23	5	15		3	
57	Serbia	1		1			
58	Singapore	2		2			
59	South Africa	4		4			
60	Spain	1				1	
61	Sri Lanka	3		1		1	1
62	Sudan	1		1			
63	Sweden	1		1			
64	Tanzania	1				1	
65	Thailand	1					1
66	Trinidad And Tobago	2		1		1	
67	Tunisia	1					1
68	Turkey	9		2		4	3
69	Uganda	1		1			
70	United Kingdom	14		9	1	3	1
71	Venezuela	4	1	3			
72	Vietnam	10		6		4	
73	West Bank	1				1	
74	Zambia	1				1	
75	Zimbabwe	1				1	

**A total of 75 countries were represented this semester

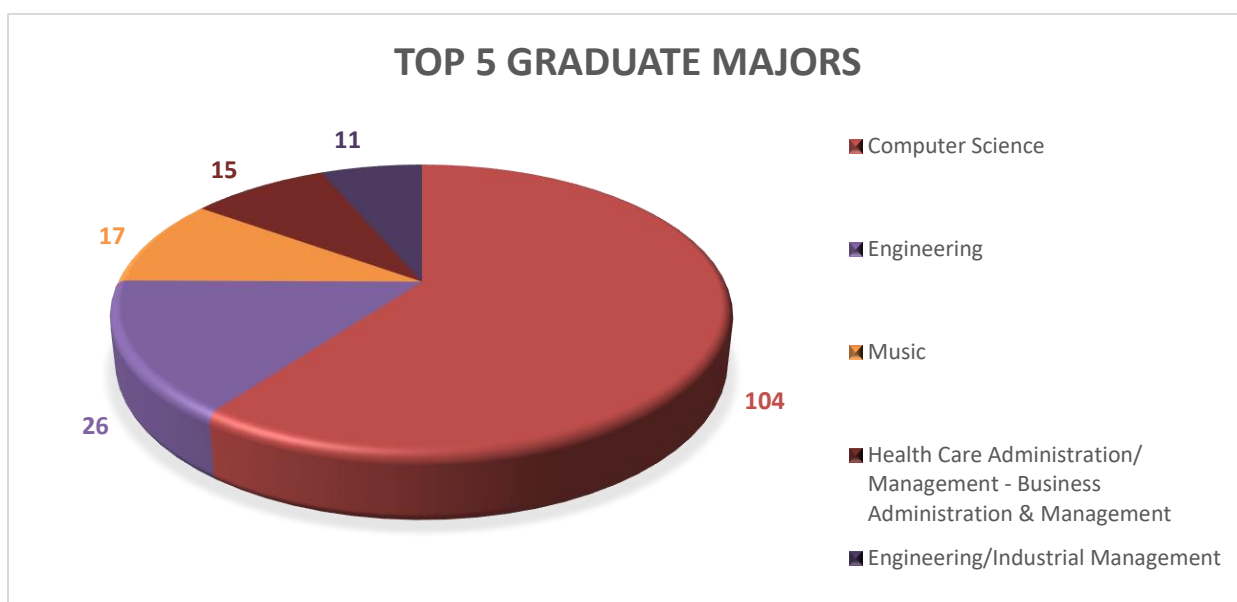
2.4 Student Statistics Based on Academic College/TSIE

Academic Colleges/TSIE	GR	UG	TSIE	Grand Total
Applied Arts	18	10		28
Business Administration	26	32		58
Education	26	9		35
Fine Arts & Communication	22	16		38
Health Professions	17	10		28
Intensive English			29	29
Liberal Arts	35	16		51
Science & Engineering	220	44		264
University College		40		40
Total	364	177	29	570



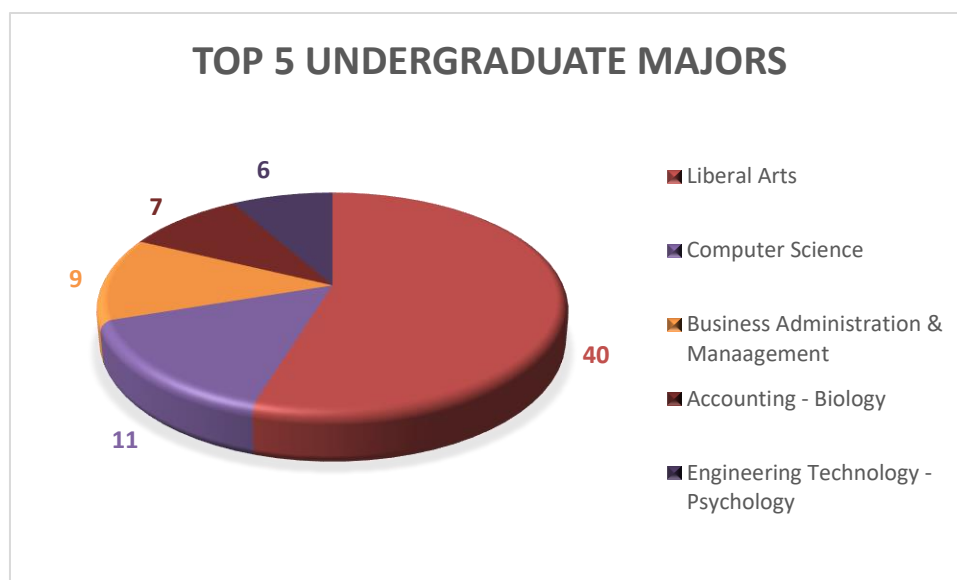
2.5 Top 5 Majors for Graduate International Students in Fall 2014

#	Major	# of International Graduate Students
1	Computer Science	104
2	Engineering	26
3	Music	17
4	Industrial Health Care Administration/ Management - Business Administration & Management	15
5	Aquatic Resources	11



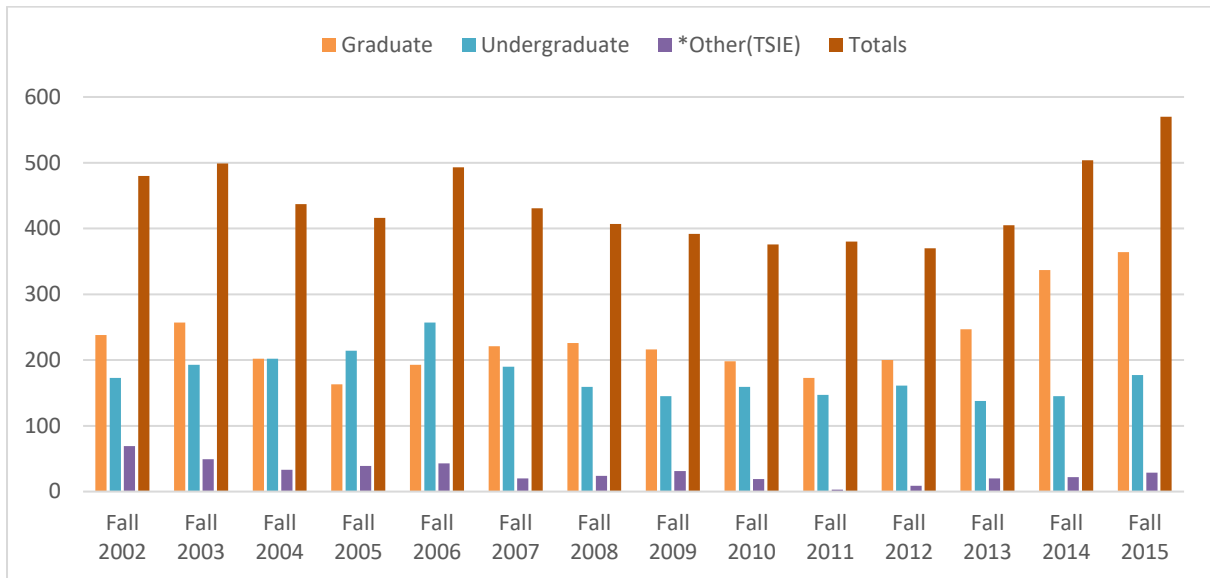
2.5.1 Top 5 Majors for Undergraduate International Students in Fall 2015

#	Major	# of International Undergraduate Students
1	Liberal Arts	40
2	Computer Science	11
3	Business Administration & Management	9
4	Accounting - Biology	7
5	Engineering Technology - Psychology	6



2.6 International Students Statistics from Fall 2002 through Fall 2015

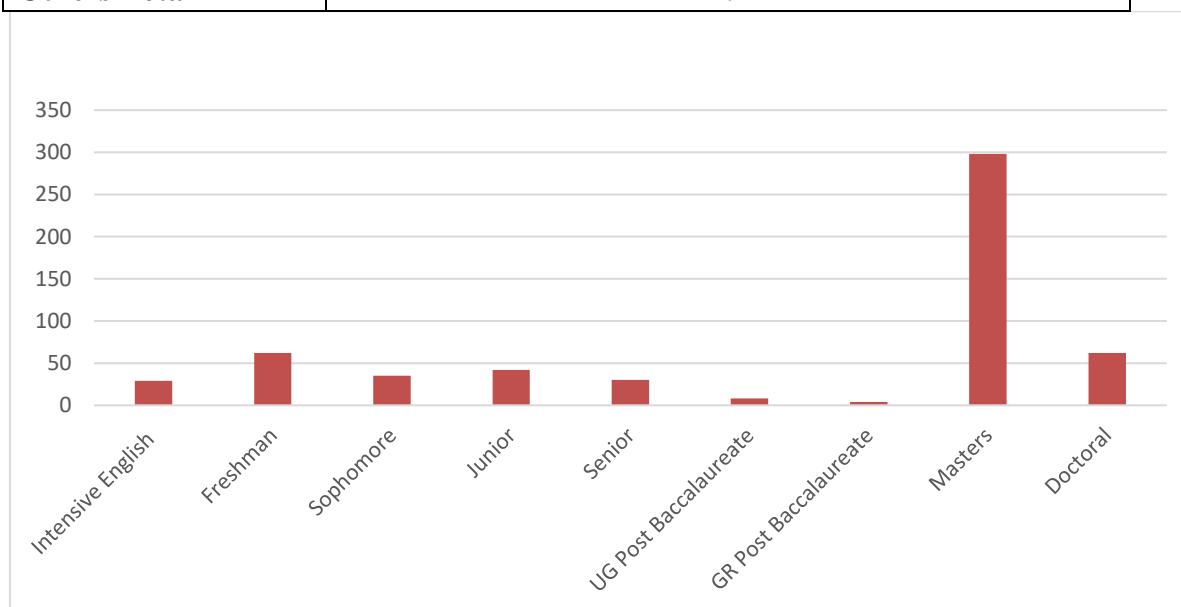
Semester	Graduate	Undergraduate	*Other(TSIE)	Totals
Fall 2002	238	173	69	480
Fall 2003	257	193	49	499
Fall 2004	202	202	33	437
Fall 2005	163	214	39	416
Fall 2006	193	257	43	493
Fall 2007	221	190	20	431
Fall 2008	226	159	24	407
Fall 2009	216	145	31	392
Fall 2010	198	159	19	376
Fall 2011	173	147	3	380
Fall 2012	200	161	9	370
Fall 2013	247	138	20	405
Fall 2014	337	145	22	504
Fall 2015	364	177	29	570



* Others include Intensive English students.

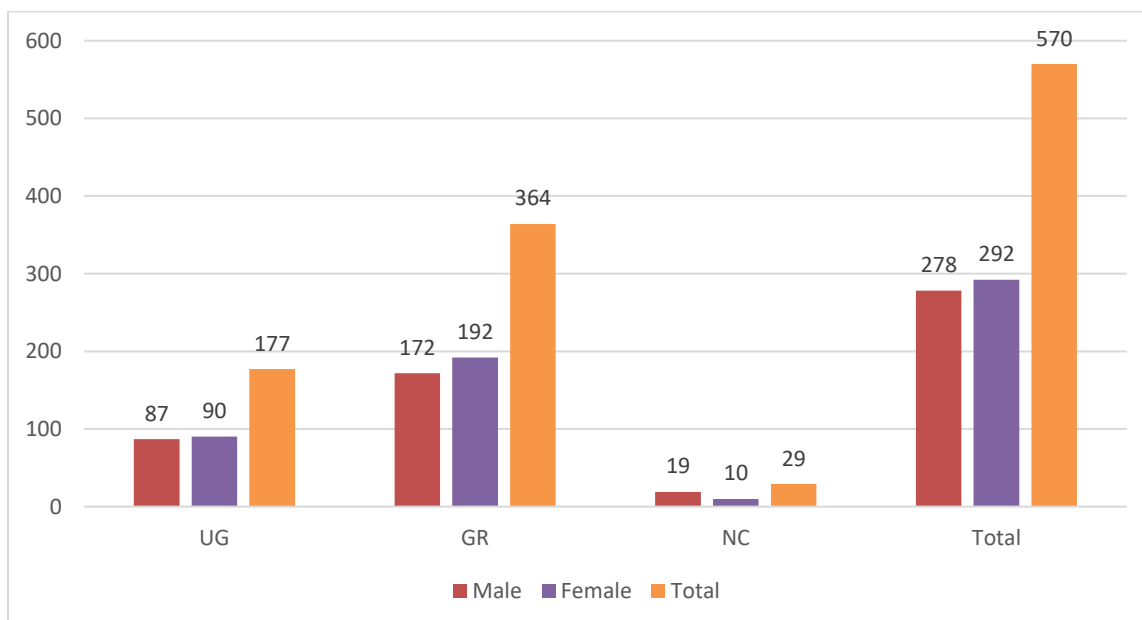
2.7 International Students Statistics Based on Academic Classification - Fall 2015

International Students Academic Classifications	
Bachelors	
Number of students	
Freshman	62
Sophomore	35
Junior	42
Senior	30
Post Baccalaureate	8
Undergraduate Total	177
Graduate	
Number of students	
Post Baccalaureate	4
Masters	298
Doctoral	62
Graduate Total	364
Other	
Number of students	
Intensive English	29
Others Total	29



2.8 International Students Gender Breakdown – Fall 2015

International Student Gender Breakdown – Fall 2015				
Gender	Undergraduate	Graduate	NC Other*	Total
Male	87	172	19	278
Female	90	192	10	292
Total	177	364	29	570



*Others include Intensive English students.

2.9 International Student enrolled in Intensive English only: 2002 – 2015

Fall	International students	* Intensive English(TSIE)	* Total
2002	424	25	449
2003	477	24	501
2004	469	17	486
2005	418	12	430
2006	481	12	493
2007	431	20	451
2008	385	24	409
2009	361	31	392
2010	357	19	376
2011	373	3	380
2012	361	9	370
2013	385	20	405
2014	482	22	504
2015	541	29	570

