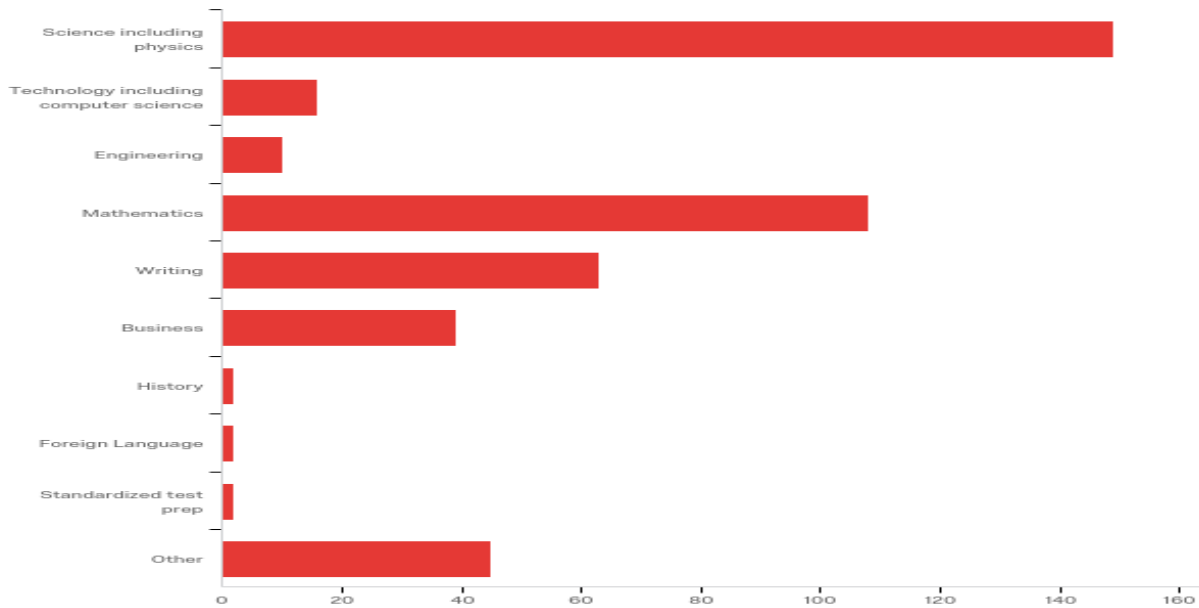


Default Report

SLAC Lab Surveys - Spring 2019

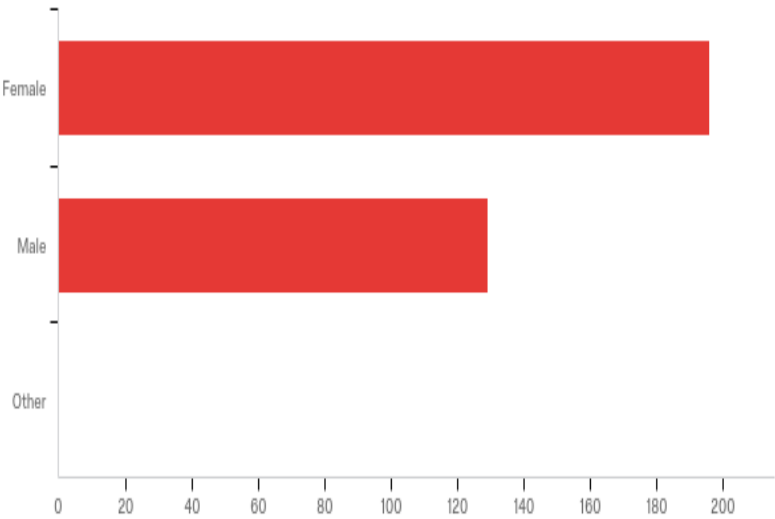
April 15th 2019

Q1 - I came to SLAC today because I need academic assistance in the following:



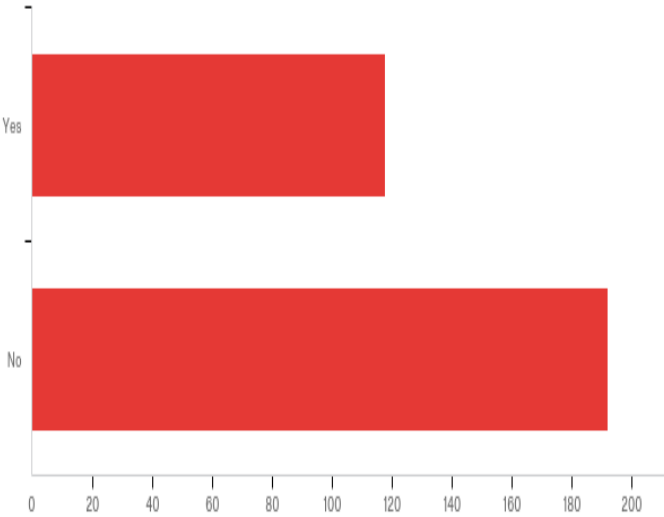
#	Answer	%	Count
1	Science including physics	37%	160
2	Technology including computer science	4%	17
3	Engineering	2.29%	10
4	Mathematics	24.77%	108
5	Writing	15%	67
6	Business	12%	50
7	History	0.46%	2
8	Foreign Language	0.46%	2
9	Standardized test prep	0.46%	2
10	Other	4.13%	18
	Total	100%	436

Q2#1 - What are your demographics? - Gender



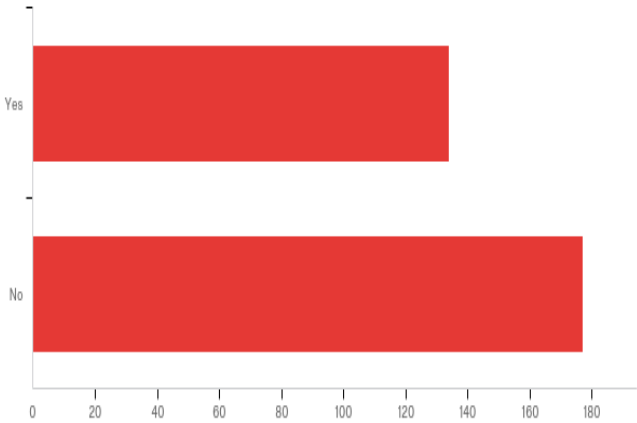
#	Answer	%	Count
1	Female	60.31%	196
2	Male	39.69%	129
3	Other	0.00%	0
	Total	100%	325

Q2#2 - What are your demographics? - Hispanic, Latina/o, Mexican American, Central American, Puerto Rican, Cuban American, Spaniard



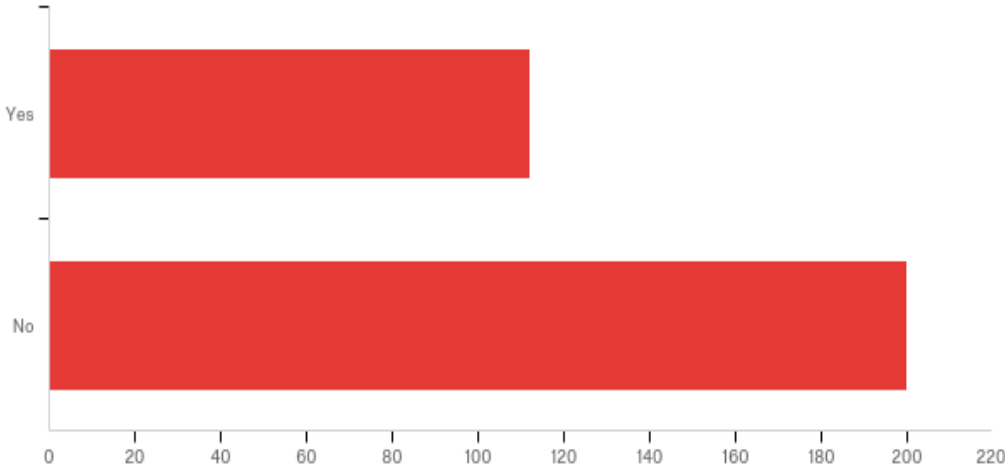
#	Answer	%	Count
1	Yes	38.06%	118
2	No	61.94%	192
	Total	100%	310

Q2#3 - What are your demographics? - Are you eligible/receiving any of the following: Pell Grant/SEOG/Workstudy or Perkins loans?



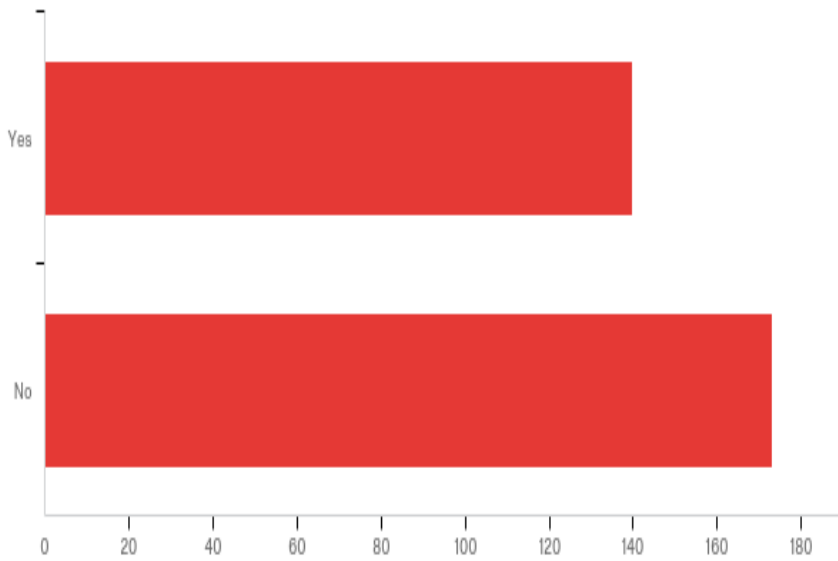
#	Answer	%	Count
1	Yes	43.09%	134
2	No	56.91%	177
	Total	100%	311

Q2#4 - What are your demographics? - Transfer Student



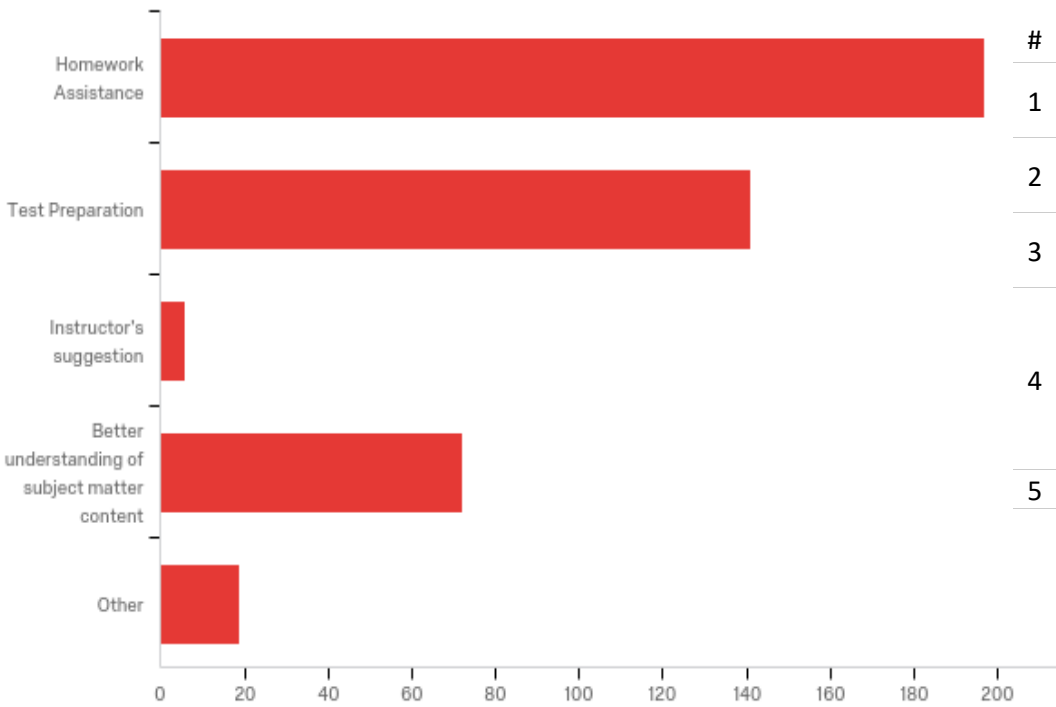
#	Answer	%	Count
1	Yes	35.90%	112
2	No	64.10%	200
	Total	100%	312

Q2#5 - What are your demographics? - First Generation Student (first generation refers to those students whose parents (biological, adoptive, step parents have not completed a bachelor's degree).



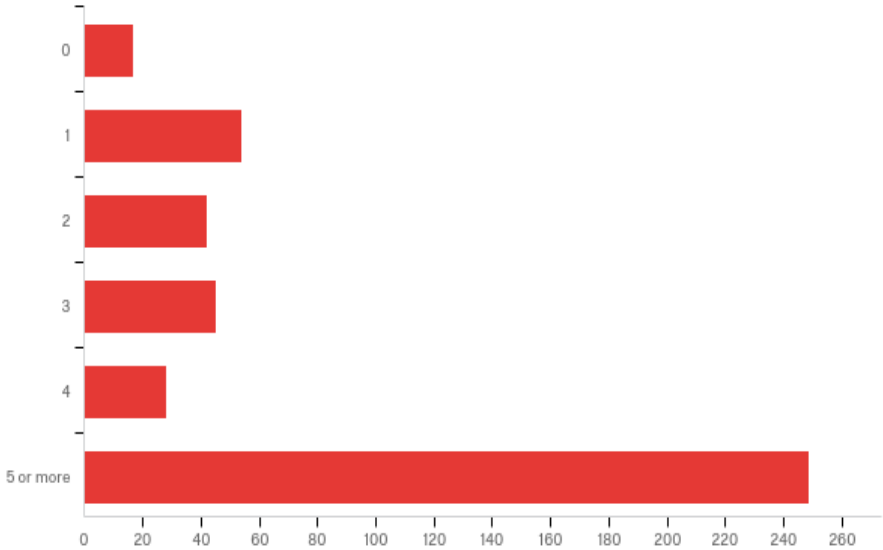
#	Answer	%	Count
1	Yes	44.73%	140
2	No	55.27%	173
	Total	100%	313

Q3 - What is the main reason for coming to SLAC:



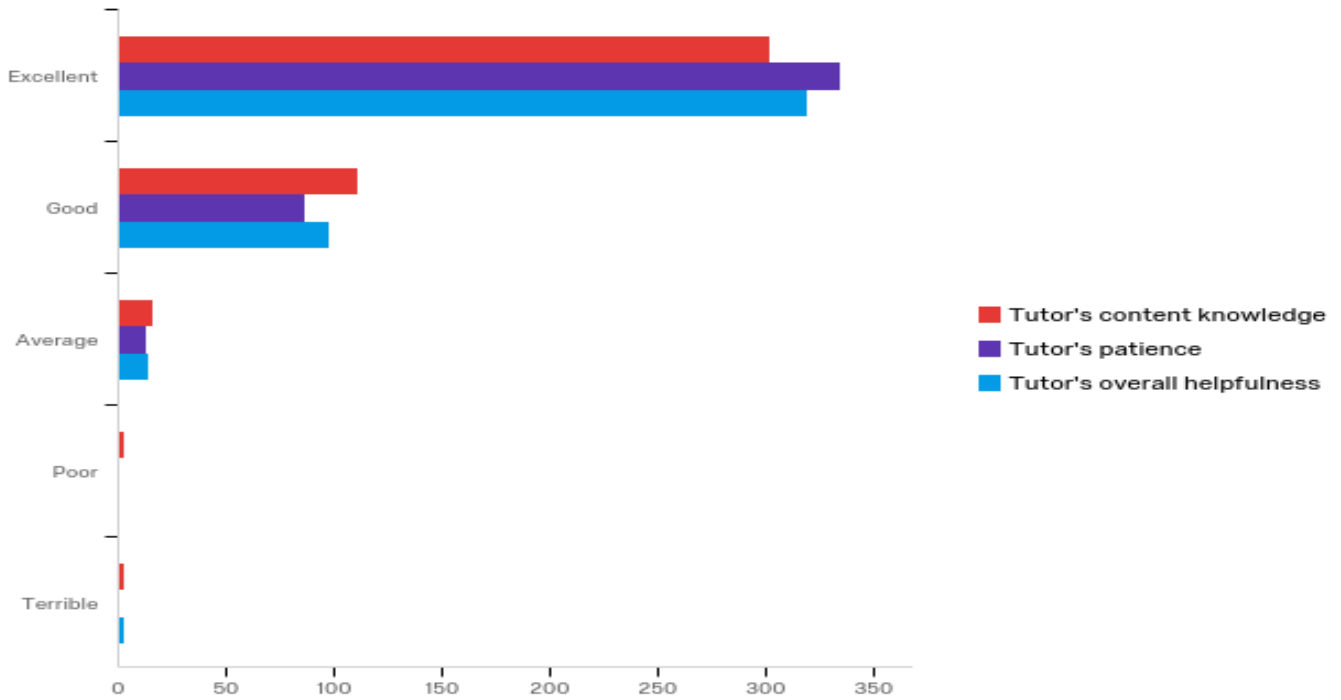
#	Answer	%	Count
1	Homework Assistance	45.29%	197
2	Test Preparation	32.41%	141
3	Instructor's suggestion	1.38%	6
4	Better understanding of subject matter content	16.55%	72
5	Other	4.37%	19
	Total	100%	435

Q4 - How many times have you come to SLAC Lab during this semester?



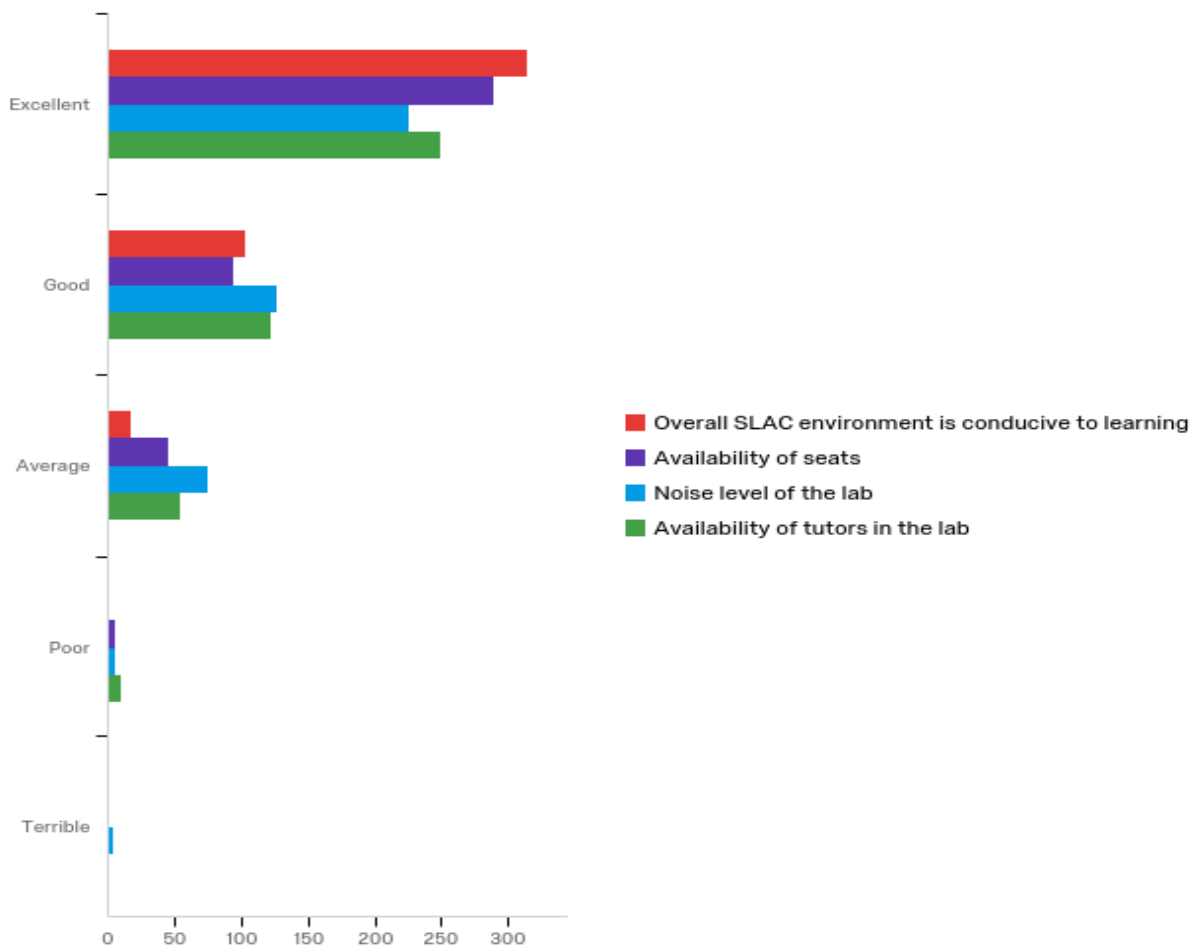
#	Answer	%	Count
1	0	3.91%	17
2	1	12.41%	54
3	2	9.66%	42
4	3	10.34%	45
5	4	6.44%	28
6	5 or more	57.24%	249
	Total	100%	435

Q5 - The following questions assess your overall experience with your tutor(s).



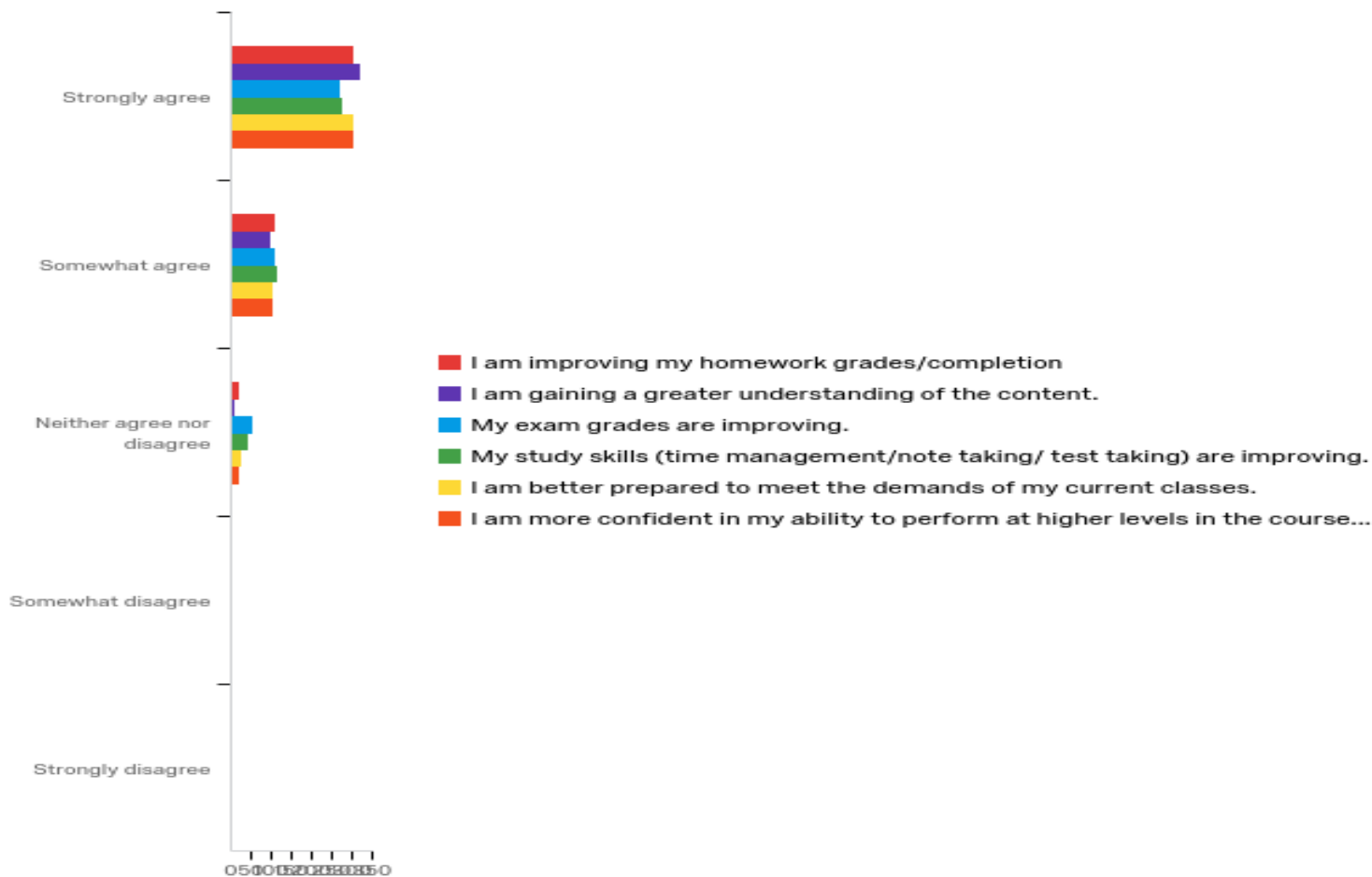
#	Question	Excellent	Good	Average	Poor	Terrible	Total
1	Tutor's content knowledge	69.43%	25.52%	3.68%	0.69%	0.69%	435
2	Tutor's patience	77.01%	19.77%	2.99%	0.00%	0.23%	435
3	Tutor's overall helpfulness	73.33%	22.53%	3.22%	0.23%	0.69%	435

7 - Please rate the following aspects of your overall experience in the SLAC lab.



#	Question	Excellent		Good		Average		Poor		Terrible		Total
1	Overall SLAC environment is conducive to learning	72.18%	314	23.68%	103	3.91%	17	0.23%	1	0.00%	0	435
2	Availability of seats	66.67%	290	21.61%	94	10.34%	45	1.15%	5	0.23%	1	435
3	Noise level of the lab	51.72%	225	29.20%	127	17.24%	75	1.15%	5	0.69%	3	435
4	Availability of tutors in the lab	57.24%	249	28.05%	122	12.41%	54	2.07%	9	0.23%	1	435

Q9 - As a result of my visit(s) to SLAC:



#	Question	Strongly agree		Somewhat agree		Neither agree nor disagree		Somewhat disagree		Strongly disagree		Total
1	I am improving my homework grades/completion	70.11%	305	24.37%	106	4.60%	20	0.00%	0	0.92%	4	435
2	I am gaining a greater understanding of the content.	73.79%	321	22.99%	100	2.53%	11	0.00%	0	0.69%	3	435
3	My exam grades are improving.	61.84%	269	25.29%	110	11.95%	52	0.23%	1	0.69%	3	435
4	My study skills (time management/note taking/ test taking) are improving.	63.22%	275	26.21%	114	9.66%	42	0.23%	1	0.69%	3	435
5	I am better prepared to meet the demands of my current classes.	69.66%	303	23.91%	104	5.52%	24	0.23%	1	0.69%	3	435
6	I am more confident in my ability to perform at higher levels in the course.	70.11%	305	23.22%	101	5.06%	22	0.46%	2	1.15%	5	435